

SI5 Service Pack 2 Release Notes

Service Pack 2 is now available!

[Click here](#) for complete download instructions.

Note: Service Pack 2 includes an update to the SI5 desktop software only; no server update is necessary. Servers should continue running Service Pack 1.

Improvements Included With Service Pack 2

Service Pack 2 includes a critical bug fix for Business Manager users, as well as important updates to proposals, including a new proposal with graphics. It is highly recommended that all users install this update.


[Click here](#) to see a complete list of improvements included in Service Pack 2.

Known Issues

Accessories without Prompt or Recommend Not Added To Project

Accessories to products are not added to the project with their parent if they do not have either the Prompt or Recommend checkboxes checked. Make sure all accessories have at least one of these checked.


Project File Management

 **Do not use Windows explorer to manage the files in your project directory.** The Navigator has functions for importing, renaming, and archiving your project files which should be used for this. Using Windows explorer to perform these tasks may cause instability and loss of data.

Project Folder Limitations


 Do not set your default SI5 project file to any of these folders:

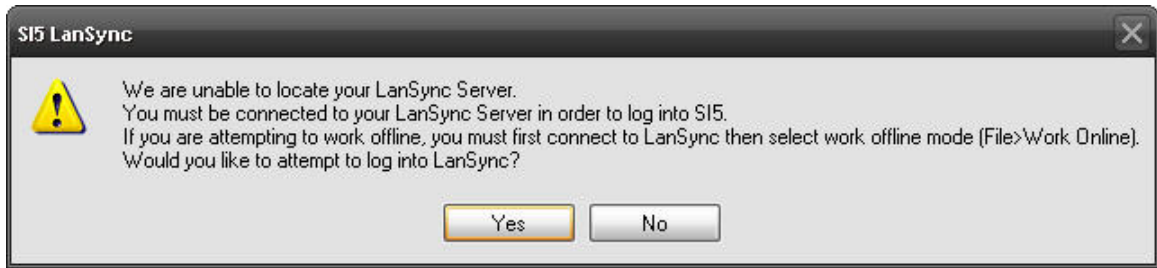
- **The same folder as your SI4 projects folder.** This could lead to loss of SI4 project data and instability in SI5.
- **Desktop.** This may cause system instability.

 **Do not store project files (*.dtl) directly in the default project folder.** This will cause instability. Each project should be stored in its own subfolder.

Prompt to Locate Server When Working Offline

If you have chosen to work offline, and are disconnected from your server, you will see the following prompt when you start the Navigator.

 Hit 'YES' at the prompt to open the application (ignore message text).



Use a Standard Database Backup Tool To Backup Server Databases

While SI5 does provide a server backup tool via the Admin Console, it is recommended to use existing third-party applications designed for this purpose. We recommend SQL Server Management Studio Express, which can be downloaded for free at the following address:

<http://www.microsoft.com/downloads/details.aspx?FamilyId=C243A5AE-4BD1-4E3D-94B8-5A0F62BF7796&displaylang=en>

Wire Numbers on AutoCAD Schematics are Filled When Printed

When printing schematics from paper space in AutoCAD, wire numbers are filled in and cannot be seen. To correct this, type 'Fill' then 'OFF' at the command prompt when in paper space.

Delete Projects Not Available

It is currently not possible to delete projects. Use the Archive Project feature so that undesired projects do not appear in your project grid. This will be available in a future release.

Required Pre-Requisites

SI5 requires .NET2.0, .NET3.0, and WSE3.0 add-ons from Microsoft. These are included on the CD and will be installed if needed.

Visio Installation

When installing Visio from the Install Wizard you may be prompted to reboot your machine after the Visio installation is complete. After your system reboots you can restart the Install Wizard from the Start menu (D-Tools->Install Wizard) and proceed with the installation of System Integrator 5.

Typical Installation

If you choose a Typical desktop installation, the AutoCAD add-in will be installed if the system detects the presence of AutoCAD 2006 or 2007. Also, LinkTools will not be installed if you choose Typical. Select Custom or Complete to install these applications if needed.

Sample Projects on CD

Sample Projects are now found on the CD only. You can import these using the Import Project feature. Browse to CD:/SampleFiles/Sample Projects. You can also download these from <http://www.d-tools.com/site/downloads/projects.zip>

Import Custom Proposals and Excel Reports from CD

The SI5 CD comes with sample proposals and excel reports that you can import and use. Browse to CD:/SampleFiles/Reports to see the available reports. Also available on http://www.d-tools.com/site/products/product_updates.html

Internet Connection Needed Once Every 30 Days

You must connect to the internet at least once every 30 days to update your software license. You will see a message reminding you when you have 5 or fewer days remaining.

Error Message If Adobe Reader Not Installed When Viewing Installation Guide

If you do not have Adobe Acrobat reader installed and click on Open Install Guide from the Installation Wizard, you will get an error message. Click on Continue to ignore this error, or install Acrobat reader (available online for free) to view and print this file.

Help Incomplete

For the initial release of 5.0, some of the help documentation is incomplete. The User Guide and help documentation will be updated during the first month following release. For the latest version of the user guide, go to http://www.d-tools.com/site/products/product_updates.html

Limit of 4 Staff Types

There are a fixed number of four staff types in SI5. These can be renamed but not deleted or added to.

Can't Force a Checked Out Project to Check In

Only the user who checked out a project can currently check it back in. An upcoming patch will allow an administrator to check any project back in if needed. In the meantime, contact D-Tools support if you need to force a checked out project to be checked in.

D-Tools AutoCAD Menu is Hidden if Adobe Acrobat is Installed

To get the D-Tools menu back, type 'dtshowmenu' at the command line from within AutoCAD. If you get the message that this is an unknown command, the D-Tools SI5 AutoCAD interface did not get installed. Try Modifying your installation via the control panel, or contact D-Tools support for assistance.

AutoCAD Sheet Sets Not Available

SI5 does not use sheet sets to manage project files. Use the Navigator for this.

Moving I/O's Up and Down On Schematic Disconnects Wire

If you change the order of an input or output on a schematic (move it up or down in the I/O list for that product), it will disconnect any wires connected to it. This will be fixed in a future release.

Reporting Center Project Grid Does Not Update Automatically

If you have the Reporting Center open and add or modify a project in the Navigator, hit the 'Refresh Projects' button to update the project grid.

Project Explorer Does Not Update Automatically

If you are working in a project and add or modify your product database using MMPD, hit the Refresh button to see the new products in the Product Explorer.

MMPD Export Converts Model Numbers to Dates in Excel 2003

When exporting product data from MMPD to Excel 2003, values that appear similar to dates (e.g. 5-17) will be imported as a date (e.g. May 17, 2007). This is a known Excel 2003 issue.

Product Grid Slow When Many Products Selected

The MMPD product grid will run slowly when more than 300 products are selected. Try selecting fewer than 300 rows at a time for best performance.

Format Active Field Only Works When Admin Settings are Set to "None"

The Format Active Field function in the Product Properties dialog will only work if the formatting settings for this field are set to "None". Go to MMPD > Admin > Formatting to set this for individual data fields.

Scroll Bar on PDM

Rarely, the scroll bar on the Product Data Matrix will get too large, making it unusable. Clicking on the Refresh button usually corrects this.

Owner Field Not Available via Navigator

The Owner field of a project is not accessible via the Navigator. You must open the project in Text, Visio, or AutoCAD to access this field. This will be fixed in a future release.

Assigned To Field Not Available in Projects

The Assigned To field of a project is not available from within Text, Visio, or AutoCAD. Use the View Project Information feature in the Navigator to access this field. Will be corrected in a future release.

Address 2 Field Not Included in SDK

The client address 2 field is not exported via the Software Developers Kit.

Global Markup Setting Not Available

There is no global setting for price markup like there is for margin. Markup can be set by product and/or phase.

Save Project Prior to Running Reports

Projects must be saved in order to run reports on the latest version. You will be prompted to do this if you have not already.

Export to Rich Text Format Causes Images to Size Irregularly

When using the export to rich text feature in the Reporting Center, images frequently do not scale correctly.

Export to Rich Text Format Causes Large File Size

Files exported to rich text format tend to be very large, which may cause them to open slowly.

Export to HTML Runs Very Slowly

The Export to HTML feature runs very slowly at this time. Be patient as it will finish eventually. We are looking at improving this for a future release.

SI4 to SI5 Conversion Issues

SI4 Licenses Expire 180 Days After SI5 is Installed

If you are upgrading from a previous version of System Integrator, the licenses for your previous versions will expire 180 days after you install SI5 and will not be available after that date. Contact D-Tools support if this is a problem.

SI5 Does Not Allow Duplicate Wire Connections

When converting SI4 projects to SI5, you may be prompted to choose which wire connection you wish to keep. This is because SI5 only allows an individual wire to be connected to one input and one output. SI4 did not have this restriction, so if you have connected the same wire to different I/O's you will see this prompt on project conversion.

SI4 Projects Only Import Current Revision

When importing an SI4 project, only the current revision will be imported. Revision information from SI4 is not imported.

Date Format Error Prevents Some Projects From Importing

For Business Manager users, some SI4 projects will fail to import due to a bug with the date formatting. This is a known issue and will be addressed shortly in a patch. Create a new project and use Insert System from within Text, Visio, or AutoCAD as a temporary workaround if needed.

Projects Can Be Reassigned On Import

When importing SI4 projects, the importing user can reassign the creator of the project. This may prevent other users who do not have the Edit All Projects permission from opening the project, even if they were the creator in SI4.

No Sales And Work Order Reminders Within Projects

Products that are included in Sales and/or Work Orders no longer show notification of this when viewed from within Text, Visio, or AutoCAD. This may be added back in a future release.

Can't Open SI4 and SI5 Visio (or AutoCAD) at the same time

It is not possible to open an SI4 Visio file at the same time as an SI5 Visio file. The same applies to AutoCAD. This is because SI4 and SI5 load different menus and commands, and only one can be present at a time.

Zone name cannot be changed in SI5

In SI4, you could change the name of the "Zone" field to be anything you want. This capability is no longer available in SI5. If you copy over your SI4 Master Table at install, your SI4 setting will persist. Otherwise you can edit this directly in your MasterTable.mdb file. Contact D-Tools support for assistance with this.